


## SEWER NETWORK LEGEND

### MaintenanceHole

- <all other values>
- Abandoned
- De-Commissioned
- Operational
- Planned




### NonAssetFitting

-  BuriedVerticalRiser
- Riser
- ∅ SlopeJunction



### AssetFitting

- DeadEnd
- ▶ Reducer
- Tee







### InspectionShaft

-  SpecialInspectionShaft
-  RoddingPoint
-  Standard 225




### ProtectionValve

-  AirValve
-  Reflux

### SystemControlValve

-  ScourValve
-  Ball
-  Plug
-  Gate
-  StopLog
-  Penstock

### Pump

-  Centrifugal
-  PositiveDisplacement
-  VariableSpeed









### GravityMain

- <all other values>
- Reticulation, Operational
- Trunk, Operational
- == Tunnel, Operational
- Siphon, Operational
- Overflow, Operational
- Inline, OPERATIONAL
- Reticulation, Planned
- Trunk, Planned
- Reticulation, Abandoned
- Reticulation, De-Commissioned
- Trunk, Abandoned
- Trunk, De-Commissioned

### PressureMain

- <all other values>
- Scour, Operational
- RisingMain, Planned
- RisingMain, Operational
- RisingMain, De-Commissioned
- RisingMain, Abandoned

### SewerStructure

-  DiversionChamber
-  DiversionPoint
-  PumpStation
-  SplitManhole
-  StorageBasin
-  TreatmentPlant
-  DischargeStructure
-  PipeBridge